

# Montreal families

Main ▾ More ▾ Services ▾

Montreal Families / November 2016 / New game promotes child safety

## New game promotes child safety

The game takes on a similar format to that of Snakes & Ladders and highlights the dos and don'ts of getting to and from school

JESSICA ROMERA













0

## BACK-TO-SCHOOL SAFETY!

<p><b>24</b></p> <p><b>HOME SAFELY!</b></p> 	<p><b>23</b></p> <p>You forgot to look both ways before crossing the street. <b>Down you slide to 11!</b></p>	<p><b>22</b></p> <p>Super! You always make sure to know your safety rules. <b>Take two giant steps forward!</b></p>	<p><b>21</b></p> <p><b>BE ALERT!</b></p>	<p><b>20</b></p> <p>You went to the park instead of going straight home. <b>Go back 6 spaces.</b></p>	<p><b>19</b></p> <p><b>Never accept gifts or money unless you have permission.</b></p>
<p><b>13</b></p> <p>You stayed 3 giant steps away from someone you didn't know. <b>Go quickly to number 21!</b></p>	<p><b>14</b></p> <p>You took a shortcut to get home sooner. <b>Go back to number 12.</b></p>	<p><b>15</b></p> <p>You can say No! if something makes you scared.</p> 	<p><b>16</b></p> <p>Cool! You asked for the secret family password. <b>Advance 1.</b></p>	<p><b>17</b></p> <p><b>ALWAYS TRUST YOUR INSTINCTS!</b></p> 	<p><b>18</b></p> <p>Nice going! You walked home with a buddy. <b>Roll again!</b></p>
<p><b>12</b></p> <p>Make sure you know where to go for help in your neighbourhood.</p> 	<p><b>11</b></p> <p><b>BE AWARE OF YOUR SURROUNDINGS!</b></p>	<p><b>10</b></p> <p>You accepted a lift from your friend's parent without permission. <b>Down you go to 4.</b></p>	<p><b>9</b></p> <p>Wow! You listened to your internal alarm system. <b>Advance immediately to 17.</b></p>	<p><b>8</b></p> <p>Great! You approached a police officer for help. <b>Advance 1.</b></p>	<p><b>7</b></p> <p>Oups! Your name is visible on your school bag. <b>Go back to square 1.</b></p>
<p><b>1</b></p> <p><b>ON YOUR WAY HOME FROM SCHOOL</b></p>	<p><b>2</b></p> <p>Bravo! You crossed at the intersection. <b>Advance 3.</b></p>	<p><b>3</b></p> <p>Congratulations! You're staying on the route you practiced with your parents. <b>Advance 2.</b></p>	<p><b>4</b></p> <p><b>BE VIGILANT!</b></p> 	<p><b>5</b></p> <p>Make sure you know your personal information.</p> 	<p><b>6</b></p> <p>You asked your mom for permission to go to a friend's house! <b>Climb quickly to 17!</b></p>




**Put Safety at the Top of the List When Getting Children Ready For School**


Summer vacation is drawing to a close and in a few days the bells will be ringing to mark a new school year. The Missing Children's Network encourages families to take a few minutes and review these valuable rules and tips with their children:

- Make sure they know their complete name, address and telephone number.
- Choose the safest route between home and school and practice it with them, reminding them to avoid shortcuts.
- Instruct your children to never get into a vehicle with anyone without your permission.
- Encourage your children to always walk, ride or play with a buddy. There is safety in numbers.
- Teach them to keep a safe distance of at least three giant steps between themselves and anyone who tries to approach or make contact with them.
- Identify all the safe people and places they can go to for help.
- Choose a secret family password to be used in an emergency situation.
- Teach them to always trust their instincts and say No! to anyone that makes them feel uncomfortable or scared.

Here's to a wonderful and safe school year!

For more information about child safety, please visit [www.missingchildrensnetwork.org](http://www.missingchildrensnetwork.org)


**missing children's network**  
keeping hope alive

## MISSING CHILDREN'S NETWORK

---

As part of a new back-to-school initiative, the **Missing Children's Network (MCN)** has created an interactive game to teach kids about personal safety. The game, which can be downloaded and printed off its website, is meant to highlight the dos and don'ts of getting to and from school.

According to the organization's Director General Pina Arcamone, a large number of the cases they oversee come as a result of a child going missing or getting lost on route to and from school. The game reinforces concepts like not speaking to strangers, travelling with a buddy and not taking unfamiliar paths. It also advises children to memorize their address or phone number in case they find themselves in a situation where they have been separated from their parents and need to contact them.

"We want to teach kids about safety in a fun way and to prepare them without scaring them," Arcamone says. "The goal is to empower them and give them the necessary tools to stay safe."

The game takes on a format similar to that of *Snakes & Ladders*: each player (up to four) rolls a dice and moves accordingly on the board. Each space has a different message written on it either with a tip or precaution, and if a player lands on a space where they have done something unsafe like speak to a stranger, they fall back several spaces.

Along with the many support services and resources, the organization offers educational seminars for parents. It also offers workshops in elementary and high schools that focus on the importance of personal safety both online and offline by engaging them in different role-playing situations.

For more information, visit [missingchildrensnetwork.ngo/back-to-school-safety-game](http://missingchildrensnetwork.ngo/back-to-school-safety-game).

Add your comment: